

Thank you for choosing this product. This guide is the installation guide for the dynamic brake (DBU-). To ensure safety, always read through this guide and the instruction manual of the servo amplifier used before using this product. What is not written in this guide is described in the instruction manual of the servo amplifier.
 Please forward this guide and other attached documents to the customer who will use this product. Also, always keep this guide and other documents.

1. INTRODUCTION

Handling information on the dynamic brake is given in the instruction manual or specifications and installation guide of the corresponding servo amplifier. Please read them carefully before using the dynamic brake.

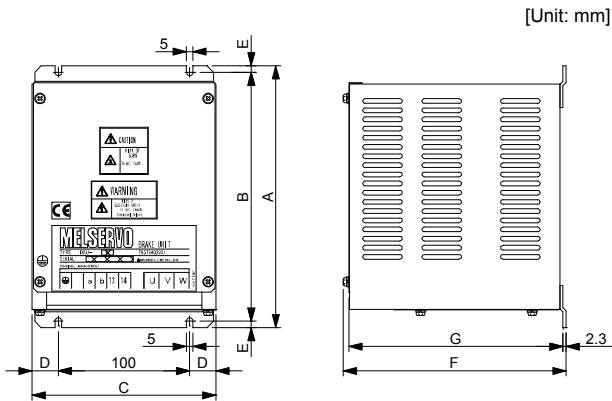
2. SPECIFICATIONS

The dynamic brake unit is short-time rated. Do not use it for high duty.

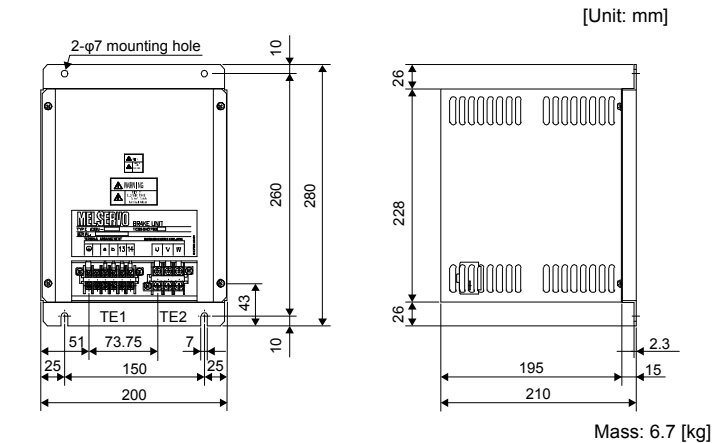
Model DBU-	500	1000	2000	3000	5000	7000	11K	15K	22K(-R1)	37K(-R1)	11K-4	22K-4	55K-4(-R5)
Operating ambient temperature	0 °C to 55 °C (non-freezing), storage: -10 °C to 65 °C												
Ambience	Indoors (no direct sunlight), free from corrosive gas, flammable gas, oil mist, dust, and dirt												
Vibration resistance	5.9 m/s ² (directions of X, Y and Z axes)												

3. OUTLINE DIMENSIONAL DRAWINGS

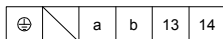
DBU-500 to DBU-22K/DBU-22K-R1




DBU-11K-4/DBU-22K-4



Terminal block

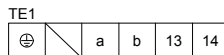


Screw: M3.5
 Tightening torque: 0.8 [N•m]

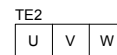


Screw: M4
 Tightening torque: 1.2 [N•m]

Terminal block



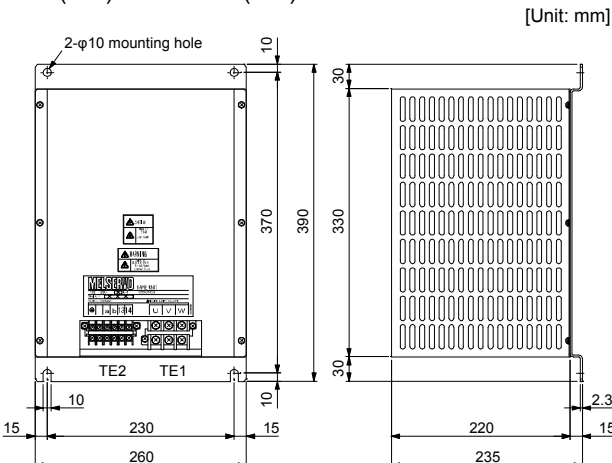
Screw: M3.5
 Tightening torque: 0.8 [N•m]



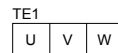
Screw: M4
 Tightening torque: 1.2 [N•m]

Model	A	B	C	D	E	F	G	Mass [kg]
DBU-500 to DBU-11K	200	190	140	20	5	170	163.5	2
DBU-15K/DBU-22K/ DBU-22K-R1	250	238	150	25	6	235	228	6

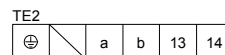
DBU-37K(-R1)/DBU-55K-4(-R5)



Terminal block



Screw size: M5
 Tightening torque: 2.0 [N•m]



Screw size: M3.5
 Tightening torque: 0.8 [N•m]

Model	Mass [kg]
DBU-37K(-R1)	8
DBU-55K-4(-R5)	11